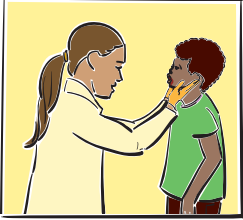




**STOP
DENTAL
DISEASE**

HOW TO HANDLE DENTAL INJURIES




Check the child's injury

- Remain calm.
- Put on disposable gloves.
- Rinse with water to clean out any debris.
- Clean the area around the injury.



For a knocked out tooth

- If dirty, hold tooth by the crown and rinse root.
- Put tooth in milk.
- Contact parent/guardian to take child and tooth to dentist immediately.



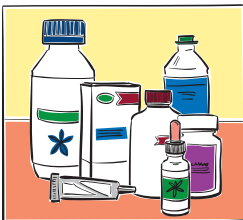
If a fractured jaw or head injury is suspected

- Seek emergency care (call 9-1-1).
- Do not move the jaw.



Apply ice or a cold pack to reduce swelling

- Place ice in a disposable glove or a small, closable plastic bag.
- Cover with a clean cloth to protect skin from extreme cold.
- Apply ice as tolerated for periods of 20 to 30 minutes.



Child-appropriate pain relievers

- If recommended by the health care provider, give pain reliever, with written permission of the parent.
- Children's Tylenol or Children's Motrin can be used.